


Kindernay




MATCH CAP / HYSEQ REPLACEMENT INSTRUCTION

You can easily reconfigure your gearbox to fit the following frame standards.


- 135*10mm
- 142*12mm
- 148*12mm

These match cap kits are available on Kindernay's webshop or at your local bike retailer.



MATCH CAP / HYSEQ REPLACEMENT INSTRUCTION

1. To remove the match cap and torque arm from your gear hub. Please follow the instructions [on page 10 / steps 3.1 to 3.5 of the XIV / VII user manual](#) found on our support page.
2. Then replace the black component on your HYSEQ actuator. To do so just unscrew the bolt (A on the picture beside) connecting the black and silver part
 - The bolt should be tighten to 4Mn
 - Be careful when separating the 2 parts that the spring and shifting rack don't fall out.
 - When re-assembling, make sure the springs are not caught in each other see pictures besides ->



Kindernay

Need support?

Contact our support team directly at

support@kindernay.com



Kindernay